

Scaled data based on original data using
LM-79-08 Approved Method: Electrical and Photometric Measurements of Solid-
State Lighting Products

Test Report Prepared for
Cooper Lighting Solutions
(formerly Eaton)

Brand: STREETWORKS

Report Number: P155740

Luminaire Tested: **TMU-E06-LED-E-U-T3**

Issue Date: 3/3/2020

Test Information

Test Method: LM-79-08
Report Number: P155740
REPORT IS SCALED FROM IESNA LM-79-08 TEST DATA (P33672)
Test Lab: INNOVATION CENTER-P3
Issue Date: 3/3/2020
Manufacturer: COOPER LIGHTING SOLUTIONS (FORMERLY EATON)
Product Line: STREETWORKS
Catalog Number: TMU-E06-LED-E-U-T3
Description: TALON MEDIUM LED AREA LUMINAIRE
(6) LIGHTBARS WITH AccuLED OPTICS - TYPE 3 AREA
Light Source: (126) 4000K CCT, 70 CRI LEDs
Ballast/Driver: -

Summary

Lumens per Lamp: N/A
Luminaire Lumens: 18503.5 lumens
Efficiency: N/A
Efficacy: 122.9 lumens/watt
Luminous Opening: Rectangular (W 1' x L: 1' x H: 0')
IES Classification: Type III - Short - Semi-Cutoff
BUG Rating: B3 - U0 - G3

Input Watts (W): 150.5
Input Voltage (V): NR
Input Current (Ain): NR
Voltage Rise (V): NR
Power Factor: NR
Total Harmonic Distortion (THDi): NR
Frequency (hertz): 60
Stabilization Time: NR
Operation Time: NR
Ambient Temperature (°C): NR
Test Distance: 28.75 FT

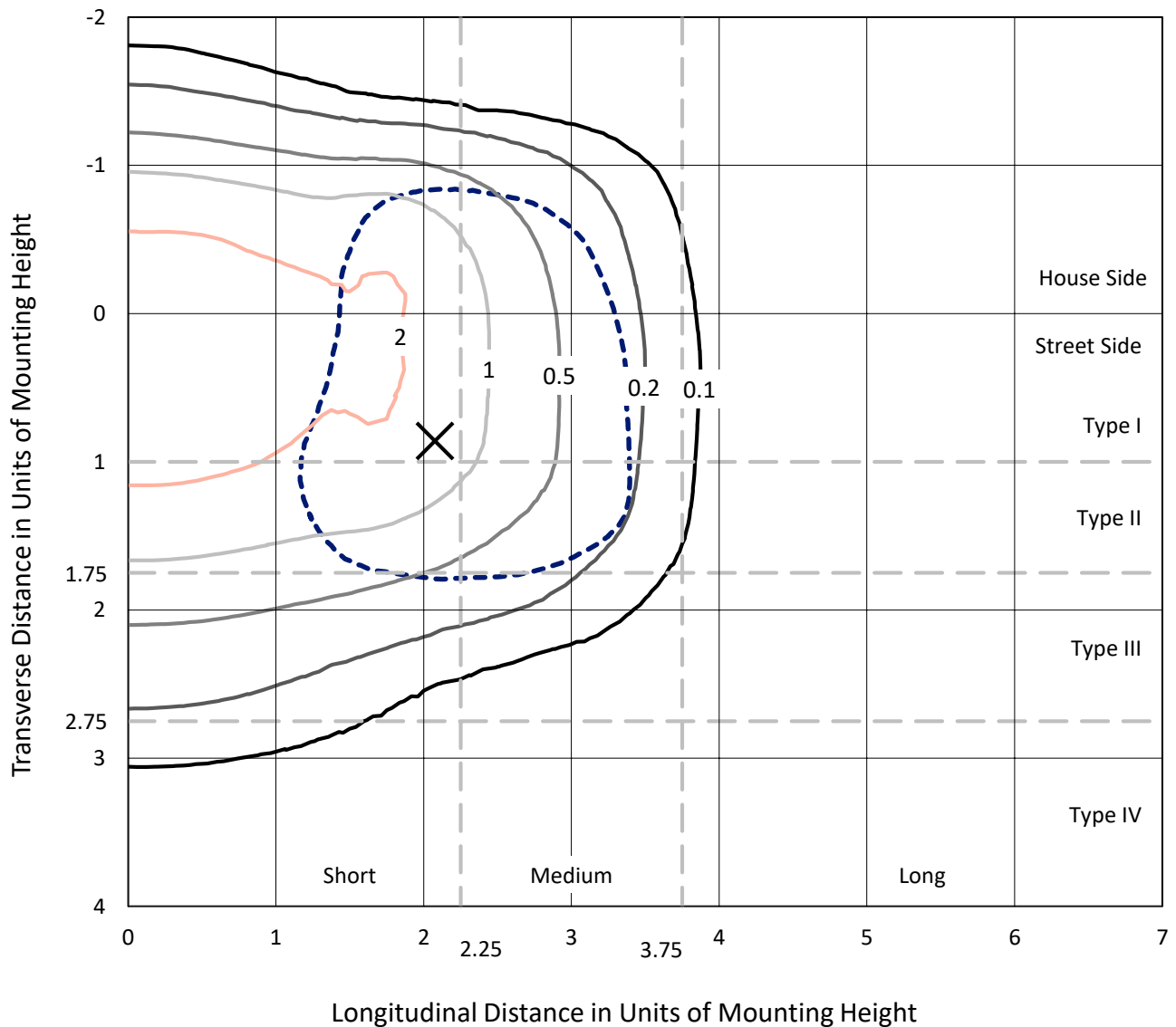


REPORT NUMBER: P155740

CATALOG NUMBER: TMU-E06-LED-E-U-T3

Iso-Footcandle Lines of Horizontal Illumination

× Max cd
 - - - 1/2 Max cd

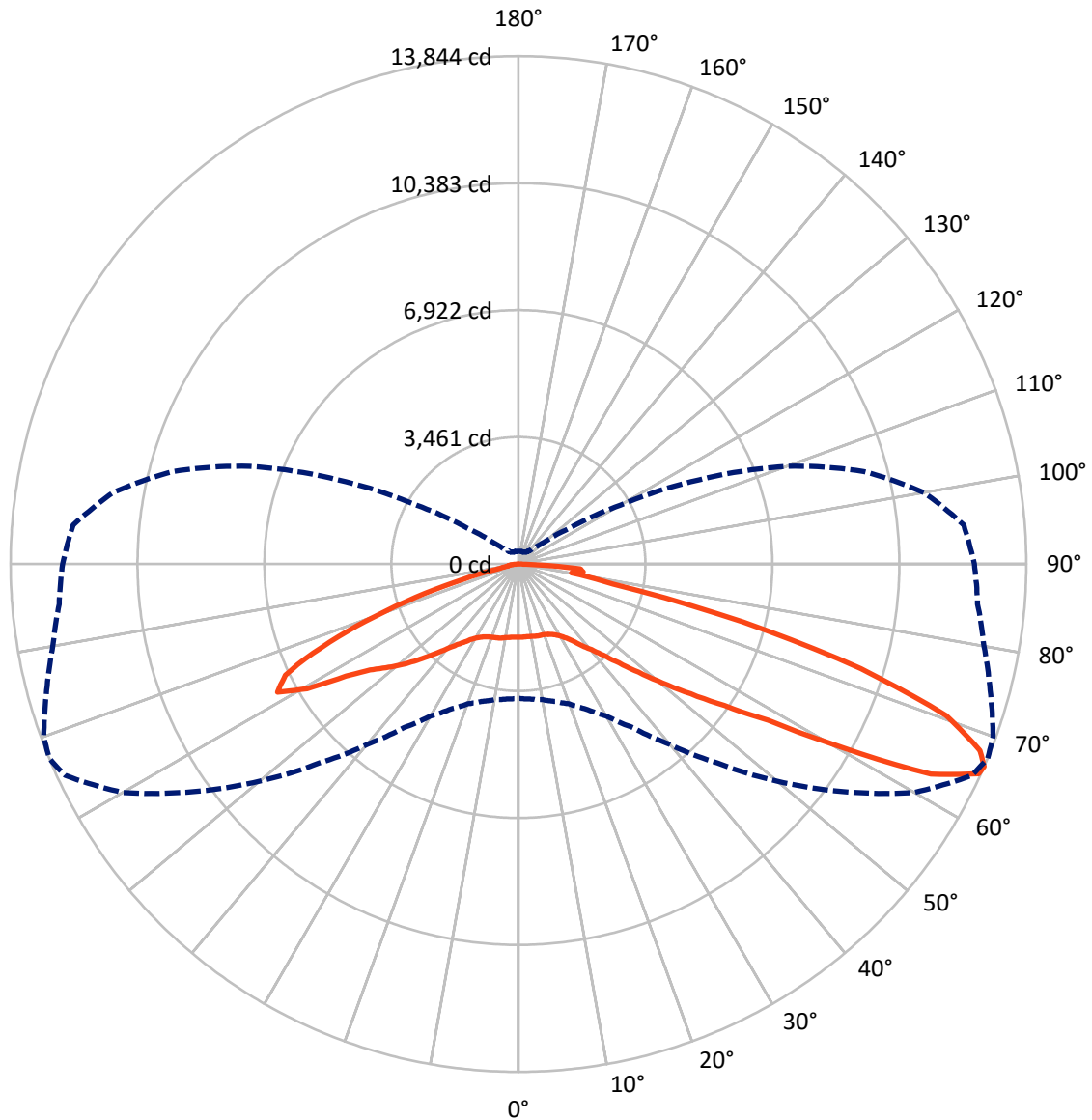


Based on 25 foot mounting height. Maximum calculated value = 3.2 fc
 Type III - Short - Semi-Cutoff

REPORT NUMBER: P155740

CATALOG NUMBER: TMU-E06-LED-E-U-T3

Luminous Intensity Polar Plot



— Vertical Plane Through 67.5-Deg Lateral - - - Horizontal Cone Through 66-Deg Vertical

REPORT NUMBER: P155740

CATALOG NUMBER: TMU-E06-LED-E-U-T3

FLUX DISTRIBUTION:

		Downward	Upward	Total
House Side	Lumens	6389.8	0.0	6389.8
	% Fixture	34.5	0.0	34.5
Street Side	Lumens	12113.7	0.0	12113.7
	% Fixture	65.5	0.0	65.5
Total	Lumens	18503.5	0.0	18503.5
	% Fixture	100.0	0.0	100.0

Coefficient of Utilization

ZONAL LUMENS:

Zone	Lumens	% Fixture
0°-10°	191.0	1.0
10°-20°	563.6	3.0
20°-30°	968.7	5.2
30°-40°	1572.9	8.5
40°-50°	2626.0	14.2
50°-60°	4135.0	22.3
60°-70°	5638.5	30.5
70°-80°	2440.8	13.2
80°-90°	367.0	2.0
90°-100°	0.0	0.0
100°-110°	0.0	0.0
110°-120°	0.0	0.0
120°-130°	0.0	0.0
130°-140°	0.0	0.0
140°-150°	0.0	0.0
150°-160°	0.0	0.0
160°-170°	0.0	0.0
170°-180°	0.0	0.0
0°-90°	18503.5	100.0
0°-180°	18503.5	100.0



REPORT NUMBER: P155740

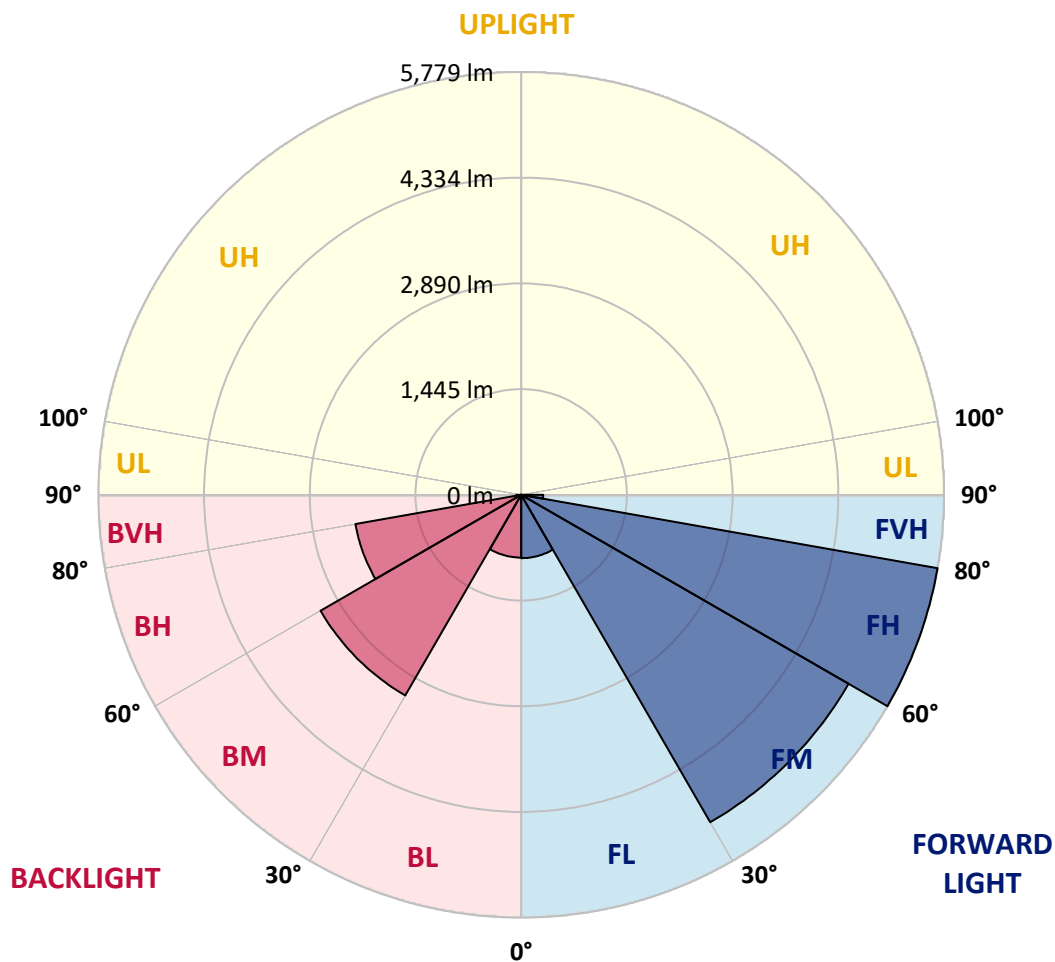
CATALOG NUMBER: TMU-E06-LED-E-U-T3

LUMINAIRE CLASSIFICATION SYSTEM LUMEN TABLE AND BUG RATING:

Zone		Lumens	% Fixture	Zone Rating/Lumen Limit		
				B	U	G
FL	(0°-30°)	865.6	4.7			
FM	(30°-60°)	5167.4	27.9			
FH	(60°-80°)	5779.3	31.2			G3/7500
FVH	(80°-90°)	301.4	1.6			G3/500
BL	(0°-30°)	857.7	4.6	B2/1000		
BM	(30°-60°)	3166.4	17.1	B3/5000		
BH	(60°-80°)	2300.0	12.4	B3/2500		G3/2500
BVH	(80°-90°)	65.7	0.4			G1/100
UL	(90°-100°)	0.0	0.0		U0/0	
UH	(100°-180°)	0.0	0.0		U0/0	

BUG Rating: B3-U0-G3

Type III Short





REPORT NUMBER: P155740

CATALOG NUMBER: TMU-E06-LED-E-U-T3

CANDELA DISTRIBUTION (FULL):

	0°	5°	10°	15°	20°	25°	30°	35°	40°	45°	50°
0°	1994	1994	1994	1994	1994	1994	1994	1994	1994	1994	1994
2.5°	2002	2010	2002	2004	2006	2004	2002	2002	1996	2000	2004
5°	1994	2000	1998	2000	2002	2000	1998	2000	1996	1998	2004
7.5°	1984	1982	1984	1988	1992	1992	1992	1994	1992	1992	1998
10°	1954	1956	1960	1966	1968	1974	1974	1980	1982	1986	1994
12.5°	1916	1918	1922	1926	1936	1946	1946	1960	1966	1976	1990
15°	1888	1890	1894	1898	1906	1916	1922	1938	1948	1966	1986
17.5°	1904	1902	1906	1908	1908	1916	1916	1928	1940	1956	1982
20°	1950	1950	1954	1954	1952	1956	1948	1948	1950	1958	1976
22.5°	1996	1994	2002	2006	2008	2014	2006	2004	1994	1988	1994
25°	2040	2038	2048	2054	2064	2070	2070	2070	2062	2052	2046
27.5°	2108	2108	2118	2124	2132	2144	2150	2150	2152	2138	2128
30°	2222	2224	2226	2234	2242	2246	2254	2260	2266	2258	2242
32.5°	2358	2346	2346	2358	2368	2380	2384	2392	2404	2398	2396
35°	2520	2516	2512	2516	2528	2542	2558	2572	2564	2576	2570
37.5°	2760	2764	2766	2766	2764	2768	2776	2790	2786	2790	2798
40°	3156	3142	3128	3130	3110	3114	3082	3096	3098	3084	3090
42.5°	3552	3560	3566	3582	3568	3560	3530	3530	3514	3500	3496
45°	3980	3996	3998	4030	4018	4044	4066	4060	4034	4032	4004
47.5°	4322	4348	4376	4414	4444	4502	4570	4604	4624	4640	4608
50°	4578	4590	4662	4722	4788	4884	4978	5100	5198	5244	5288
52.5°	4716	4746	4824	4918	5034	5178	5330	5524	5692	5804	5904
55°	4746	4776	4864	4984	5142	5336	5554	5818	6070	6286	6496
57.5°	4662	4696	4790	4928	5114	5350	5624	5970	6318	6668	6978
60°	4508	4550	4636	4772	4978	5244	5572	6006	6494	7030	7624
62.5°	4254	4298	4378	4528	4740	5034	5414	5954	6644	7488	8542
65°	3846	3866	3964	4116	4304	4628	5046	5698	6596	7770	9222
66°	3662	3696	3756	3878	4058	4362	4782	5444	6414	7672	9204
67.5°	3374	3400	3440	3522	3632	3856	4254	4880	5858	7176	8822
70°	2728	2740	2794	2822	2860	2934	3078	3438	4200	5438	7120
72.5°	1860	1894	1952	2032	2136	2236	2304	2350	2514	3244	4744
75°	1364	1400	1474	1580	1762	1970	2186	2286	2218	2124	2642
77.5°	792	840	902	1004	1172	1448	1818	2146	2368	2382	2262
80°	334	340	378	430	534	728	1016	1488	1980	2312	2390
82.5°	76	94	120	142	174	240	356	592	1070	1678	2188
85°	28	28	38	56	64	72	94	150	256	472	984
87.5°	0	2	4	4	8	10	16	22	20	18	60
90°	0	0	0	0	0	0	0	0	0	0	0



REPORT NUMBER: P155740

CATALOG NUMBER: TMU-E06-LED-E-U-T3

CANDELA DISTRIBUTION (continued):

	55°	60°	65°	67.5°	70°	75°	80°	85°	90°	95°	100°
0°	1994	1994	1994	1994	1994	1994	1994	1994	1994	1994	1994
2.5°	2000	1998	1994	1994	1994	1994	1990	1992	1988	1990	1990
5°	1998	1998	1996	1992	1994	1994	1996	1992	1992	1994	1992
7.5°	1998	1996	1996	1996	1998	1996	1998	1998	1998	2000	2000
10°	1998	1998	2002	2004	2004	2006	2012	2012	2014	2016	2020
12.5°	2000	2008	2014	2020	2022	2026	2036	2036	2040	2046	2048
15°	2002	2014	2026	2030	2034	2042	2052	2056	2062	2068	2072
17.5°	2000	2016	2030	2036	2042	2052	2064	2068	2076	2084	2092
20°	1998	2020	2042	2050	2058	2072	2088	2098	2106	2118	2126
22.5°	2010	2036	2066	2078	2092	2110	2132	2144	2154	2166	2172
25°	2048	2068	2104	2124	2142	2172	2202	2216	2228	2238	2240
27.5°	2112	2118	2162	2188	2214	2262	2298	2308	2330	2338	2336
30°	2216	2206	2242	2282	2320	2386	2430	2456	2476	2476	2460
32.5°	2366	2350	2360	2406	2450	2546	2598	2632	2646	2642	2608
35°	2562	2552	2546	2582	2652	2764	2832	2850	2872	2868	2824
37.5°	2794	2786	2786	2828	2896	3062	3136	3148	3146	3114	3032
40°	3068	3064	3046	3070	3128	3344	3444	3460	3438	3386	3290
42.5°	3462	3438	3382	3396	3440	3650	3780	3824	3802	3750	3594
45°	3976	3950	3856	3844	3868	4052	4220	4230	4226	4160	3976
47.5°	4580	4540	4440	4408	4400	4570	4732	4748	4738	4640	4394
50°	5234	5176	5110	5088	5056	5178	5342	5344	5304	5168	4938
52.5°	5932	5912	5900	5878	5864	5970	6070	6010	5950	5808	5608
55°	6636	6718	6802	6810	6834	6948	6946	6782	6738	6660	6462
57.5°	7384	7688	7952	8034	8114	8326	8306	8144	8088	7992	7828
60°	8402	9222	9984	10166	10292	10546	10522	10272	10388	10380	10168
62.5°	9828	11192	12334	12614	12702	12730	12578	12308	12422	12550	11898
65°	10794	12398	13570	13786	13798	13464	13126	12808	12780	12670	11738
66°	10816	12458	13634	13844	13770	13314	12886	12566	12428	12186	11220
67.5°	10428	12084	13350	13572	13410	12764	12174	11762	11492	11100	10248
70°	8758	10400	11960	12374	12426	11462	10644	10160	9796	9258	8524
72.5°	6512	7996	9372	9768	9970	9200	8510	8142	7644	7078	6556
75°	4082	5130	6052	6330	6140	5544	5130	4976	4486	4148	3910
77.5°	2334	2662	2736	2630	2406	1842	1310	970	842	932	1028
80°	2278	2088	1664	1464	1326	912	536	368	306	314	340
82.5°	2468	2648	2180	1778	1492	1008	556	296	200	236	266
85°	1604	2232	2010	1694	1372	862	458	154	102	134	184
87.5°	162	178	152	206	154	72	36	22	20	24	36
90°	0	0	0	0	0	0	0	0	0	0	0



REPORT NUMBER: P155740

CATALOG NUMBER: TMU-E06-LED-E-U-T3

CANDELA DISTRIBUTION (continued):

	105°	110°	115°	120°	125°	130°	135°	140°	145°	150°	155°
0°	1994	1994	1994	1994	1994	1994	1994	1994	1994	1994	1994
2.5°	1992	1992	1994	1996	1998	2000	2000	2000	2000	2004	2002
5°	1996	2000	2004	2006	2010	2010	2016	2014	2014	2020	2022
7.5°	2004	2010	2018	2016	2024	2022	2026	2026	2020	2022	2018
10°	2022	2030	2034	2028	2030	2022	2020	2010	1998	1992	1984
12.5°	2052	2060	2060	2050	2038	2020	2006	1984	1966	1956	1946
15°	2078	2086	2084	2068	2050	2022	2002	1976	1950	1934	1924
17.5°	2098	2102	2096	2074	2054	2028	2008	1980	1950	1930	1912
20°	2128	2124	2110	2082	2060	2036	2020	1996	1962	1936	1910
22.5°	2172	2156	2130	2100	2078	2056	2040	2014	1980	1948	1918
25°	2230	2198	2162	2130	2110	2086	2068	2040	2004	1968	1932
27.5°	2314	2258	2212	2184	2162	2132	2110	2074	2036	1994	1954
30°	2408	2332	2288	2266	2242	2210	2176	2130	2086	2040	1992
32.5°	2530	2438	2396	2374	2342	2302	2262	2210	2148	2088	2030
35°	2690	2596	2552	2518	2474	2422	2364	2294	2210	2130	2056
37.5°	2862	2760	2718	2682	2616	2548	2466	2364	2250	2144	2052
40°	3080	2986	2932	2870	2792	2674	2546	2398	2252	2122	2014
42.5°	3356	3262	3182	3084	2948	2766	2584	2392	2216	2068	1952
45°	3722	3608	3470	3298	3078	2824	2586	2354	2148	1984	1860
47.5°	4170	3996	3770	3480	3164	2840	2554	2278	2042	1864	1726
50°	4702	4428	4056	3630	3208	2816	2474	2164	1892	1702	1538
52.5°	5310	4862	4314	3738	3206	2736	2338	1992	1696	1484	1328
55°	6024	5358	4580	3818	3150	2588	2130	1750	1454	1258	1114
57.5°	7070	6162	5044	3942	3038	2360	1848	1460	1200	1014	892
60°	8982	7504	5880	4192	2866	2026	1518	1150	932	782	700
62.5°	10422	8542	6332	4136	2520	1614	1126	838	686	584	532
65°	10216	8220	5850	3562	1976	1138	748	570	472	424	394
66°	9750	7800	5432	3206	1708	946	616	478	406	372	352
67.5°	8866	7020	4684	2628	1312	686	464	378	330	316	302
70°	7370	5598	3288	1530	670	382	294	264	252	250	246
72.5°	5648	3962	1936	724	348	254	228	218	214	214	216
75°	3462	2226	856	354	244	214	202	198	196	198	196
77.5°	1156	708	366	268	222	198	190	186	186	186	186
80°	354	308	280	248	210	188	176	174	176	178	172
82.5°	266	252	236	220	190	168	164	164	164	158	150
85°	196	194	160	150	140	140	140	140	134	124	116
87.5°	36	34	36	38	56	60	60	64	70	66	66
90°	0	0	0	0	0	0	0	0	0	0	0



REPORT NUMBER: P155740

CATALOG NUMBER: TMU-E06-LED-E-U-T3

CANDELA DISTRIBUTION (continued):

	160°	165°	170°	175°	180°
0°	1994	1994	1994	1994	1994
2.5°	2002	2000	2006	2002	2004
5°	2020	2018	2022	2018	2024
7.5°	2014	2010	2008	2010	2012
10°	1972	1968	1966	1964	1966
12.5°	1936	1928	1928	1924	1926
15°	1910	1904	1902	1898	1900
17.5°	1898	1888	1884	1880	1880
20°	1890	1878	1872	1868	1866
22.5°	1890	1872	1864	1860	1858
25°	1898	1876	1864	1858	1856
27.5°	1914	1886	1872	1864	1864
30°	1942	1906	1886	1876	1874
32.5°	1970	1922	1894	1882	1878
35°	1984	1922	1888	1868	1864
37.5°	1968	1896	1854	1824	1818
40°	1918	1842	1796	1768	1764
42.5°	1852	1778	1724	1704	1698
45°	1762	1674	1620	1592	1594
47.5°	1608	1518	1470	1444	1448
50°	1426	1338	1296	1268	1274
52.5°	1226	1146	1106	1092	1088
55°	1016	954	926	910	904
57.5°	824	780	760	740	742
60°	650	628	622	600	598
62.5°	512	498	492	476	478
65°	388	384	388	378	382
66°	350	352	352	346	350
67.5°	302	306	312	306	310
70°	250	254	258	258	258
72.5°	218	222	224	224	224
75°	200	202	204	200	200
77.5°	188	188	184	182	180
80°	170	168	162	158	158
82.5°	142	138	134	128	128
85°	108	104	100	92	88
87.5°	56	58	56	46	40
90°	0	0	0	0	0

(END OF REPORT)